

# KT-FLED140PS-R2X-UNV-8CSB-VDIM-W

## HIGH POWER FLOODLIGHT

**DESCRIPTION**

High Power Floodlight | Power Select | Color Select | 120-277V | 80 CRI | White Housing

**APPLICATION**

Ground, pole, or building mount applications (parking lots, auto dealerships, building facades, signs, recreational venues, general area lighting)




**PRODUCT FEATURES**

- Keystone Power Select technology (140/100W)
- Keystone Color Select technology (3000/4000/5000K)
- High power floodlight with innovative design based on established floodlight principles
- Die cast aluminum housing, with optional glare shield accessory (sold separately)
- Heavy duty, interchangeable slipfitter and trunnion mount options included
- Suitable for ground, pole, or building mount applications
- 3 pin twist lock photocell and shorting cap included with NEMA/ANSI C136.10 3 pin twist lock receptacle
- Precision-crafted optics lens with NEMA 7H x 6V, 6H x 6V, and 5H x 5V options available. See below chart for details.
- Keystone 0-10V dimming driver with 12V AUX power tap and 6kV surge protection
- Ambient operating temperature: -40°C/-40°F - 50°C/122°F
- UL and DLC listed, IP65 rated
- Power factor: > 0.95
- THD: < 20%
- LED chip lifetime: L70 > 100,000 hrs @ 25°C/77°F ambient fixture temperature
- Meets FCC Part 15, Part B, Class A standards for conducted and radiated emissions

**PRODUCT SPECIFICATIONS**

Catalog Number	Selectable Wattage	Selectable CCT	Lumen Output	Efficacy	Input Voltage	CRI	Dimming	Mounting	Dist Pattern	Photocell	Rated Life	Legacy Equivalent
KT-FLED140PS-R2B-UNV-8CSB-VDIM-W	140W	3000K	17500	125 lm/W	120 - 277V	>80	0-10V	Universal: 2 3/8" Slip Fitter or Trunnion	7H x 6V	Included	50,000 Hours	400W MH
KT-FLED140PS-R2C-UNV-8CSB-VDIM-W		4000K	20300	145 lm/W					6H x 6V			
KT-FLED140PS-R2D-UNV-8CSB-VDIM-W	100W	5000K	18900	135 lm/W								
		3000K	13500	135 lm/W					5H x 5V			
		4000K	15500	155 lm/W								
		5000K	14500	145 lm/W								

\*Note: fixtures with 6H x 6V or 5H x 5V optics are assembled to order. Lead times may apply.

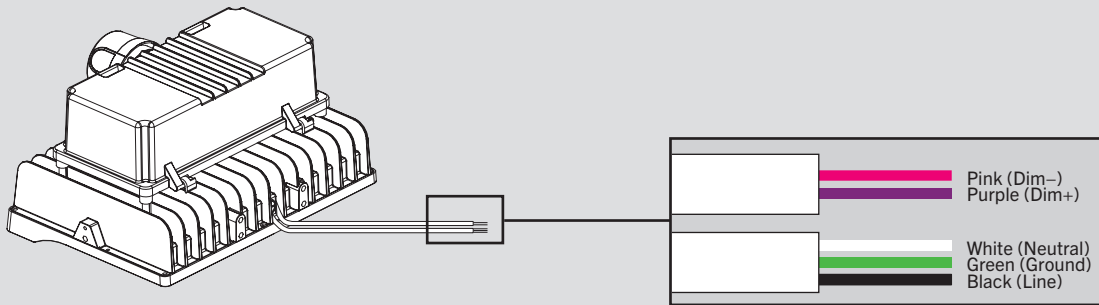
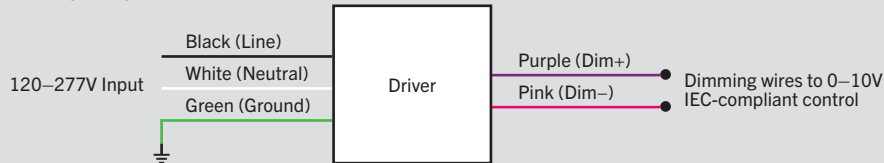


# KT-FLED140PS-R2X-UNV-8CSB-VDIM-W

## HIGH POWER FLOODLIGHT

### WIRING DIAGRAM

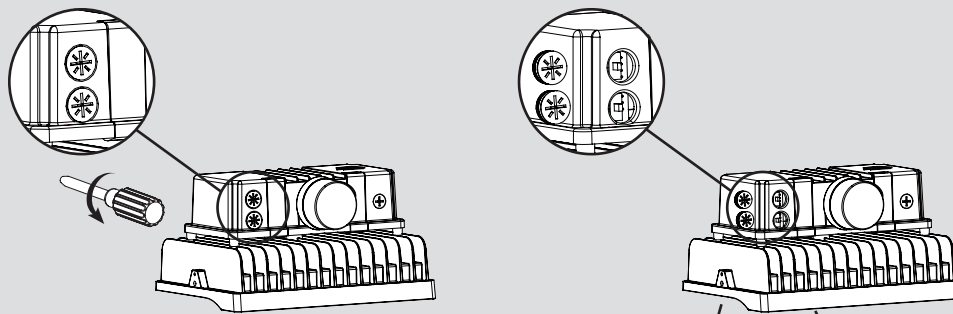
#### GENERAL WIRING DIAGRAM



### POWER AND COLOR SELECT INSTRUCTIONS

This fixture is equipped with field-adjustable selectable wattage and selectable CCT technology.

1. Ensure power is off to the fixture.
2. Unscrew the gasketed caps from the back of the fixture as shown in the images below.
3. Adjust dip switches to desired settings.
4. Screw on gasketed caps.
5. Restore power to fixture.



KT-FLED140PS-R2B-UNV-8CSB-VDIM



KT-FLED290PS-R2B-UNV-8CSB-VDIM

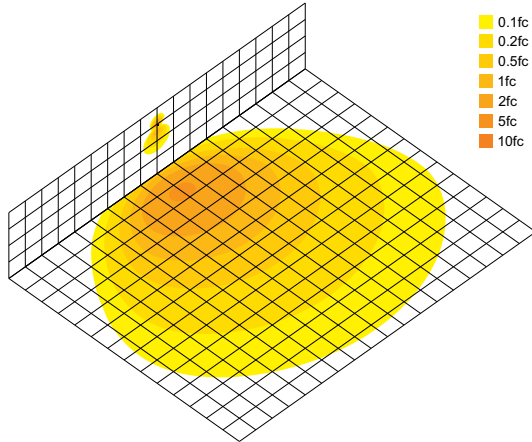


# KT-FLED140PS-R2X-UNV-8CSB-VDIM-W

## HIGH POWER FLOODLIGHT

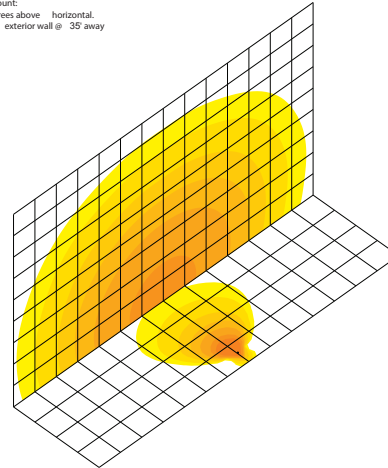
### PHOTOMETRICS

140W 5000K Building Mount: Building exterior mounted at 30°, 30 degrees below horizon



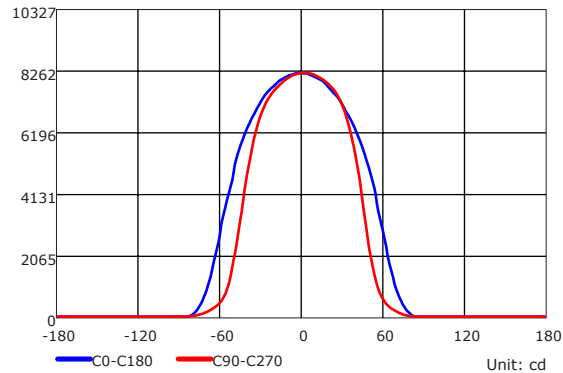
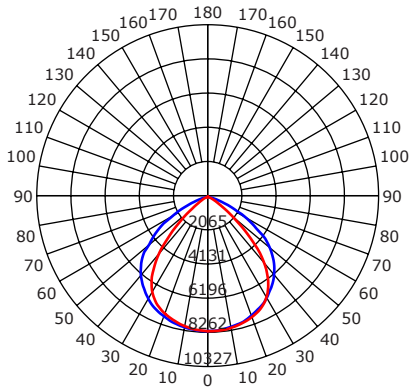
- 0.1fc
- 0.2fc
- 0.5fc
- 1fc
- 2fc
- 5fc
- 10fc

140W 5000K Ground Mount:  
6' above ground, 10 degrees above horizontal.  
Shining towards building, exterior wall @ 35' away




- 0.1fc
- 0.2fc
- 0.5fc
- 1fc
- 2fc
- 5fc
- 10fc

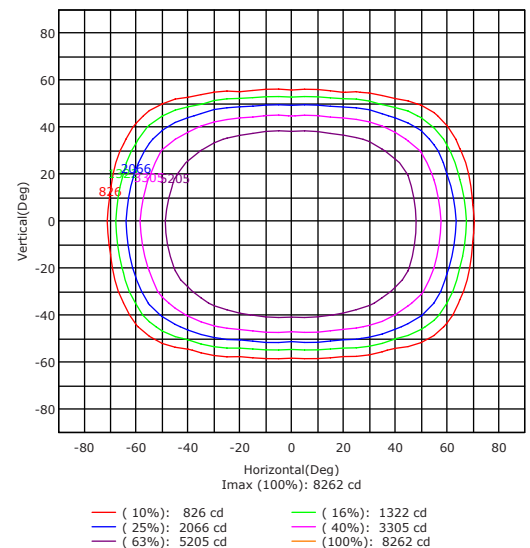
### Luminous Intensity Distribution Curve




### Illuminance at a Distance



### Isocandela (Rectangle)





# KT-FLED140PS-R2X-UNV-8CSB-VDIM-W





## HIGH POWER FLOODLIGHT

### EPA SPECIFICATIONS

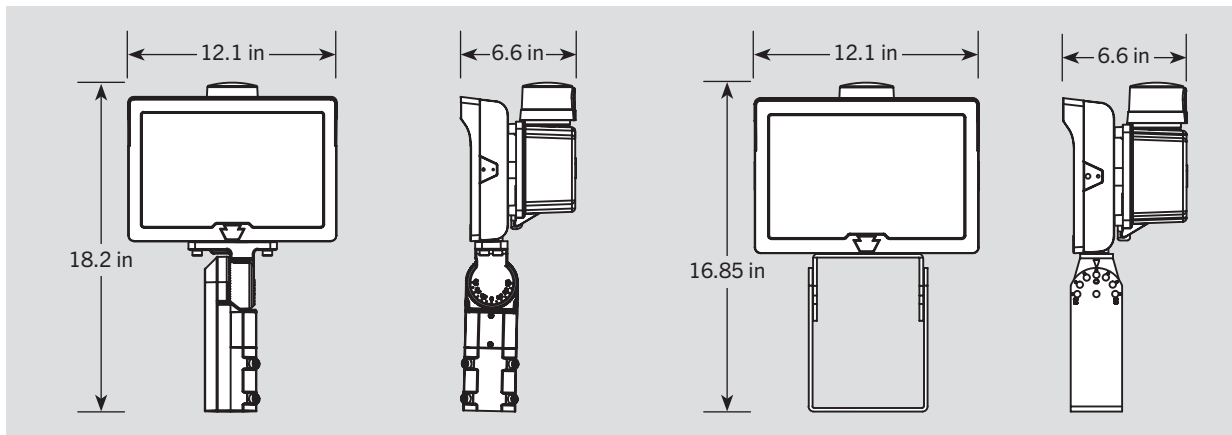
#### Small-Size Fixture Housing

- Conditions: Horizontal winds only for calculations. Worst case total projected area used for calculations.
- All drag coefficients are set as worst case 1.2.
- For details on exact EPA calculations and assumptions, please contact [productsupport@keystonetech.com](mailto:productsupport@keystonetech.com)

EPA Calcs (1.2\*ft<sup>2</sup> | View)


Mounting Application	Fixture Position	Housing Size	Single Fixture	2 Fixtures at 90°	2 Fixtures at 180°
					
 Slip Fitter Mount	45°	S (140W)	1.089 sq. ft.	1.778 sq. ft.	1.377 sq. ft.

### PHYSICAL SPECIFICATIONS



### EXPLODED VIEW





# KT-FLED140PS-R2X-UNV-8CSB-VDIM-W

## HIGH POWER FLOODLIGHT

### ORDERING INFORMATION

Catalog Number	Easy Code	UPC
KT-FLED140PS-R2B-UNV-8CSB-VDIM-W	EDG-69	843654138633
KT-FLED140PS-R2C-UNV-8CSB-VDIM-W	TSO-07	843654145587
KT-FLED140PS-R2D-UNV-8CSB-VDIM-W	SDI-41	843654145617

### ACCESSORIES (INCLUDED)

Catalog Number	Description	Color
KT-TLP-UV-3PN	NEMA-Type 3-Pin Photocell; 120-277V; 1800VA max	Blue



### ACCESSORIES (SOLD SEPARATELY)

Catalog Number	Description
KT-FLED-GS-R2-1-KIT-W	Glare shield for 140W Fixture



### CATALOG NUMBER BREAKDOWN

# KT-FLED140PS-R2X-UNV-8CSB-VDIM-W

1 2 3 4 5 6 7 8 9 10 11 12 13

- 1 Keystone Technologies
- 2 Floodlight LED
- 3 Max Wattage
- 4 Power Select
- 5 Shape
- 6 Style
- 7 Distribution
- 8 Mounting
- 9 80 CRI
- 10 Color Select
- 11 Color Select Designation
- 12 0-10V Dimming
- 13 Finish

**5 Shape**

R	Rectangular
---	-------------

**6 Style**

2	Series 2
---	----------

**7 Distribution**

B	NEMA 7H x 6V Beam Spread
C	NEMA 6H x 6V Beam Spread
D	NEMA 5H x 5V Beam Spread

**8 Mounting**

UNV	Universal
-----	-----------

**11 Color Select Designation**

B	3000/4000/5000K
---	-----------------

**13 Finish**

W	White
---	-------