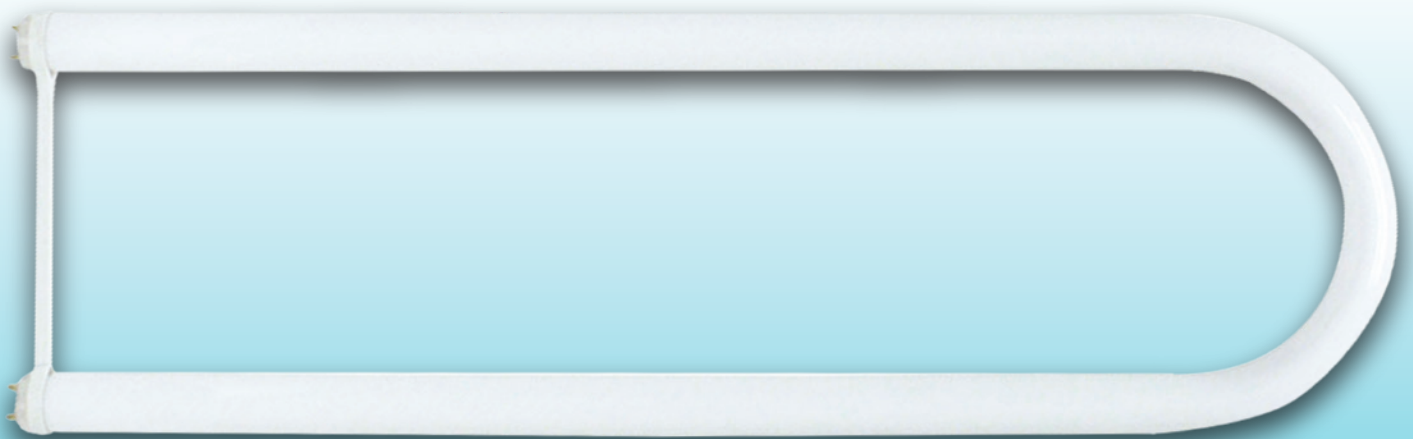
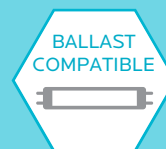
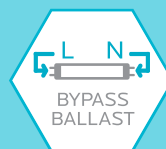



RETROFIT TUBE T8 U6



T8 U6



SPECIFICATIONS

ELECTRICAL

MODEL	DESCRIPTION	POWER	INPUT VOLTS	DIMMABLE	EFFICACY (LPW)	WATT REPLACEMENT	LIFETIME	POWER FACTOR
LR23510	LED18T8/30K/U6/UNV	18	120-277 or Ballast	W/DIMMING BALLAST	111.1	32	50,000	0.96
LR23511	LED18T8/35K/U6/UNV	18	120-277 or Ballast	W/DIMMING BALLAST	116.7	32	50,000	0.96
LR23512	LED18T8/40K/U6/UNV	18	120-277 or Ballast	W/DIMMING BALLAST	122.2	32	50,000	0.96
LR23513	LED18T8/50K/U6/UNV	18	120-277 or Ballast	W/DIMMING BALLAST	122.2	32	50,000	0.96

PHOTOMETRIC

GENERAL

MODEL	COLOR (CCT)	TEMP	LUMEN	FLOOD	CRI	DAMP LOCATION	COST/YR	ETL LISTED	DLC LISTED
LR23510	3000K	SOFT WHITE	2150	160°	83	NO	\$ 2.17	YES	
LR23511	3500K	NATURAL	2175	160°	83	NO	\$ 2.17	YES	
LR23512	4000K	COOL WHITE	2200	160°	83	NO	\$ 2.17	YES	YES
LR23513	5000K	BRIGHT WHITE	2200	160°	83	NO	\$ 2.17	YES	YES